


LIGHTSTREAMS

MLS2-G SERIES

RECESSED MOUNT FOR GRID CEILINGS

Architectural Linear LED Illuminating System | LIGHTSTREAMS 2

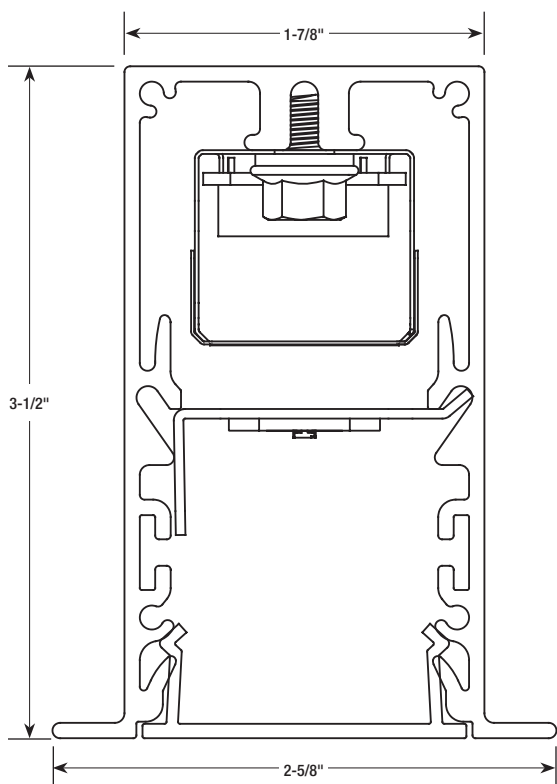


Features

- Extruded aluminum housing for perfectly straight lines of light.
- Narrow profile; 1-7/8-inch width.
- Linear lengths; 2-ft. and above in increments of one-inch.
- Custom formulated high diffusion extruded acrylic lens.
- Non-glare matte-white polyester powder coating finish.
- Recessed for various grid ceiling types.
- Cataloged standard or custom set lumens-per-foot performances.
- 80 CRI standard. 90 CRI available.
- Dimming down to 1% on 0-10V controls.
- IC rated.
- Meets the requirements for Chicago Plenum use.
- Fixture lumens per watt ratios up to 101.
- Lighting controls and sensors.
- Standard and custom corners.
- American Made.



Cross Section (actual size)



Performance - HTA

Based on 4Ft. Module, 3500K, 80 CRI, HTA diffuser

Lumens per Foot (LF)	Delivered Lumens (L)	System Watts (W)	Lumens per Watt (LPW)
400	1600	15.8	101.2
500	2000	20.2	99.0
625	2500	26.1	95.9
825	3300	36.2	91.3
900	3603	40.0	90.0

Multiplier for other Color Temp (K)

3000K	97%
3500K	100%
4000K	102%
5000K	103%



Actual performance may differ by +/- 5% when operating between 120V-277V +/- 10%. Consult Factory for 90 CRI performances.

Performance - ASO

Based on 4Ft. Module, 3500K, 80 CRI, ASO diffuser

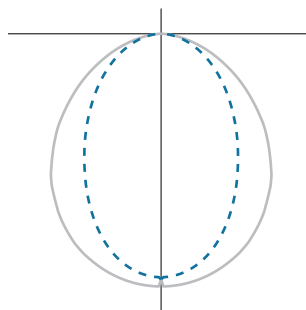
Lumens per Foot (LF)	Delivered Lumens (L)	System Watts (W)	Lumens per Watt (LPW)
400	1600	24	67
500	2000	31	65
625	2500	40	63

Multiplier for other Color Temp (K)

3000K	97%
3500K	100%
4000K	102%
5000K	103%



Actual performance may differ by +/- 5% when operating between 120V-277V +/- 10%. Consult Factory for 90 CRI performances.



fixture type:

job information:

MLS2-G Series | LIGHTSTREAMS 2

Architectural Linear LED Illuminating System | Recessed Mount for Grid Ceilings

Ex: MLS2-G-144-825-35K-HTA-1%-U-EM12-S5

Ex: MLS2-G-144-825-35K-HTA-1%-U-EM12-S5

								Options		
Series	Mounting	Module or Row Length	Lumens/ Ft	Color Temp	Diffuser	Driver	Voltage	Standby Modules*	Lighting Controls	Misc.
MLS2 LightStreams 2	G Grid 9/16" or 15/16"	48 48" Length	400	30K 35K 40K 50K Upon Request	HTA High Transmission Acrylic	1% 0-10V 1% Dimming SR Sensor Ready (Required for Certain Controls, Contact Factory)	U Uni 120V-277V 1 120V 7 277V X As Specified	EM7 EM10 EM12 No Option	S1 Philips EasySense S2 Magnum M9 (Dali) S5 Enlighted (C2-D2) No Option	WL UL "Suitable for Wet Locations" labeled.
	S Screw Slot or Interlude Grid 9/16"	96 96" Length	625							
		144 144" Length	900							
		Custom or Row Length. 24" and above in 1" Increments. Ex. in inches: 82, 384, etc.	400 500 625 Custom Lumen Packages.							

*Available in modules of 4-ft. and longer. / Maximum 900 Lumens per foot packages.

Housings

Extruded aluminum profile in a 0.080-inch wall thickness.

Maximum length of each linear component is 12-ft.

18GA steel ends are provided where needed at row termini.

A one-piece 14GA galvanized steel joiner/aligner bracket is provided for each joint between housings. Internal cold-rolled steel components.

Housing intended for recessing into grid type ceilings systems.

Easy-use grid pry outs provided.

A custom formulated non-glare matte-white polyester powder coating provides an extremely durable and long lasting finish.

Diffusers

Seamless fit diffusers. Flawless and consistent end-to-end fit.

HTA diffuser: extruded from custom formulated high transmission white acrylic material. Specify when the highest performance levels are required.

ASO diffuser: extruded from custom formulated smooth opal acrylic material. Specify when a more esthetically white appearance is desired.

Smooth finish on both diffusers compliments the architectural elements.

LED Modules

High performance linear configured LED module boards.

Each board consists of multiple mid-power, high efficacy LEDs in a precise layout eliminating the need for supplemental heat sinking.

The boards produce an even and diffuse light which maximizes optical efficiency.

Compatible with the dimming performance of the LED driver.

Color temperatures available 80 CRI: 3000K, 3500K and 4000K. Upon request: 5000K.

Color temperatures available 90 CRI: 2700K, 3000K, 3500K and 4000K.

LED Drivers

Factory programmable constant current LED power supply.

Multiple standard drive current outputs (factory set by Mercury) are cataloged with their corresponding lumens-per-foot offering. Upon request, custom drive current outputs and lumens-per-foot options are available.

Note: Certain cataloged lumens-per-foot offerings may be provided with a non-programmable constant current LED power supply at Mercury's discretion. Contact factory if critical.

Universal voltage input, 120V-277V, 50HZ-60HZ.

Specification grade dimming down to 1% on 0-10V dimming controls.

Sensor ready (SR) drivers compatible with most lighting controls are optional. Consult factory.

Lutron drivers available: LDE1 and LDE5 series.

Standby Lighting Options

Self contained module, 7W, 10W or 12W as specified. Battery backup upon loss of power. Available in modules of 4-ft. and longer. **(Limited to 900 Lumens per foot packages).**

Integral Lighting Controls

Various lighting controls and sensors are optional. Consult factory.

Corners

Standard 90 degree corners.

Custom angled corners.

Installations

Designed for recessed installation into acoustical grid ceiling systems.

See ceiling types section. Availability for various types; 15/16" grid, 9/16" grid, 9/16" screw-slot, 9/16" interlude.

For drywall applications see appropriate specification sheets for those ceiling types.

Grid pry outs lock over top of gridwork. Auxiliary suspension required to building structure.

Lengths of 12-ft. and less to use one housing with two ends pre-installed.

Lengths over 12-ft. will be engineered to job requirements using multiple housings with one end pre-installed at each row end.

Lengths over 12-ft. will include appropriate job required quick-connect plug-thru wire harnesses and housing joiners.

Wiring access plate provided on top. End plates have 7/8" KO.

Certificate of Safety Compliance and Listings

Luminaire: UL and CUL listed 1598 and bears their label. Suitable for damp locations.

Optional: Suitable for wet locations marking is available. Some limitations apply. Contact factory for all details.

IC rated.

Meets the City of Chicago Environmental Air (CCEA) specifications.

Warranty

5-year limited warranty is standard. Special 10-year warranty available on a job-to-job basis. Complete LED warranty terms available at www.mercltg.com.

Actual performance may differ as a result of end-user environment and application.

Most LED luminaires are suitable to operate in ambient temperatures from -20C (-4F) to 25C (77F).

The following exclusions apply: Luminaires with optional standby lighting option, integral lighting controls options, or wireless control options. Consult factory.

LM-79 testing was measured under a controlled 25C (77F) ambient operating temperature.



MLS2-G Series | LIGHTSTREAMS 2

Architectural Linear LED Illuminating System | Recessed Mount for Grid Ceilings

Grid Ceiling Types and Dimensions

