


LIGHTSTREAMS

MLS2-M SERIES

SUSPENDED OR SURFACE MOUNT

Architectural Linear LED Illuminating System | LIGHTSTREAMS 2

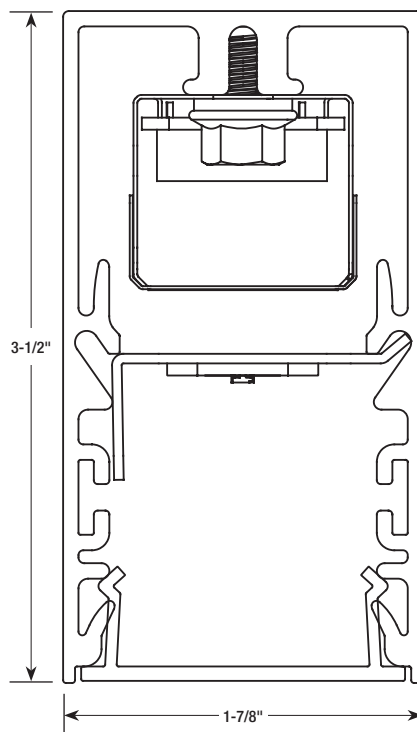


Features

- Extruded aluminum housings produce perfectly straight lines of light.
- Narrow profile; 1-7/8-inch width.
- Linear lengths; 2-ft. and above in increments of one-inch.
- Standard and custom corners, crosses and T-sections offer the ability to design unlimited patterns, shapes and runs.
- Custom formulated high diffusion extruded acrylic lens.
- Non-glare matte-white polyester powder coating finish.
- Cable or stem mount from ceiling, or direct surface mount.
- Cataloged standard or custom set lumens-per-foot performances.
- 80 CRI standard. 90 CRI available.
- Dimming down to 1% on 0-10V controls.
- Fixture lumens per watt ratios up to 101.
- Lighting controls and sensors.
- American Made.



Cross Section (actual size)



Performance - HTA

Based on 4Ft. Module, 3500K, 80 CRI, HTA diffuser

Lumens per Foot (LF)	Delivered Lumens (L)	System Watts (W)	Lumens per Watt (LPW)
400	1600	15.8	101.2
500	2000	20.2	99.0
625	2500	26.1	95.9
825	3300	36.2	91.3
900	3603	40.0	90.0

Multiplier for other Color Temp (K)

3000K	97%
3500K	100%
4000K	102%
5000K	103%



Actual performance may differ by +/- 5% when operating between 120V-277V +/- 10%. Consult Factory for 90 CRI performances.

Performance - ASO

Based on 4Ft. Module, 3500K, 80 CRI, ASO diffuser

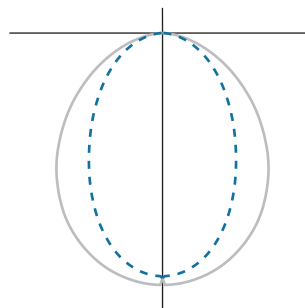
Lumens per Foot (LF)	Delivered Lumens (L)	System Watts (W)	Lumens per Watt (LPW)
400	1600	24	67
500	2000	31	65
625	2500	40	63

Multiplier for other Color Temp (K)

3000K	97%
3500K	100%
4000K	102%
5000K	103%



Actual performance may differ by +/- 5% when operating between 120V-277V +/- 10%. Consult Factory for 90 CRI performances.



fixture type:

job information:

MLS2-M Series | LIGHTSTREAMS 2

Architectural Linear LED Illuminating System | Suspended or Surface Mount

Ex: MLS2-M-144-825-35K-HTA-1%-U-EM12-S5

MLS2

Series	Mounting	Module or Row Length	Lumens/ Ft	Color Temp	Diffuser	Driver	Voltage	Standby Modules*	Lighting Controls	Custom Hanging Points	Custom Paint Colors	Patterns, Shapes, Runs
MLS2 LightStreams 2	M Suspended Cable Mount	48 48" Length	400 500	30K 35K 40K	HTA High Transmission Acrylic	1% 0-10V 1% Dimming	U Uni 120V-277V	EM7 EM10 EM12	S1 Philips EasySense	As Specified	As Specified	Consult Factory. See page 3
	M1 Surface Mount	96 96" Length	625 825 900	50K Upon Request	ASO Acrylic Smooth Opal (Performance is reduced with this diffuser)	SR Sensor Ready (Required for Certain Controls, Contact Factory)	1 120V	<div>No Option</div>	S2 Magnum M9 (Dali)			
	M2 Suspended Stem Mount	144 144" Length	400 500 625	927K 930K 935K 940K		LDE1 Lutron Hi-Lume	7 277V		S5 Enlighted (C2-D2)			
		Custom or Row Length. 24" and above in 1" Increments. Ex. in inches: 82, 384, etc.	Custom Lumen Packages.			LDE5 Lutron 5-Series	X As Specified			Misc.	WL UL "Suitable for Wet Locations" labeled.	

*Available in modules of 4-ft. and longer.

Housings

Extruded aluminum profile in a 0.080-inch wall thickness.

Maximum length of each linear component is 12-ft.

14GA steel ends are provided where needed at row termini.

A one-piece 14GA galvanized steel joiner/aligner bracket is provided for each joint between housings.

Internal cold-rolled steel components.

Standard or custom hanging points are provided.

A custom formulated non-glare matte-white polyester powder coating provides an extremely durable and long lasting finish.

Custom color finishes on request.

Diffusers

Seamless fit diffusers. Flawless and consistent end-to-end fit.

Mitered at all corners.

HTA diffuser: extruded from custom formulated high transmission white acrylic material. Specify when the highest performance levels are required.

ASO diffuser: extruded from custom formulated smooth opal acrylic material. Specify when a more esthetically white appearance is desired.

Smooth finish on both diffusers compliments the architectural elements.

LED Modules

High performance linear configured LED module boards.

Each board consists of multiple mid-power, high efficacy LEDs in a precise layout eliminating the need for supplemental heat sinking.

The boards produce an even and diffuse light which maximizes optical efficiency.

Compatible with the dimming performance of the LED driver.

Standby Lighting Options

Self contained module, 7W, 10W or 12W as specified.

Battery backup upon loss of power. Available in modules of 4-ft. and longer.

Integral Lighting Controls

Various lighting controls and sensors are optional. Consult factory.

Corners and Patterns

Standard 90-degree corners.

Custom angled corners, crosses and T-sections. Consult factory.

Installations

Designed to be suspended on cables. Specify **M**

For direct surface mounting to most ceiling types, specify **M1** and consult factory.

For stem mounting specify **M2** and consult factory.

Lengths of 12-ft. and less to use one housing with two ends pre-installed.

Lengths over 12-ft. will be engineered to job requirements using multiple housings with one end pre-installed at each row end.

Color Temperatures

Color temperatures available 80 CRI: 3000K, 3500K and 4000K. Upon request: 5000K.

Color temperatures available 90 CRI: 2700K, 3000K, 3500K and 4000K.

Lengths

Lengths over 12-ft. will include appropriate job required quick-connect plug-thru wire harnesses and housing joiners.

All individual modules or multiple module runs to include job required feed wire as specified.

Standard or custom hanging points will be provided per job specifications.

Certificate of Safety Compliance and Listings

Luminaire: UL and CUL listed 1598 and bears their label. Suitable for damp locations.

Optional: Suitable for wet locations marking is available. Some limitations apply. Contact factory for all details.

Warranty

5-year limited warranty is standard. Special 10-year warranty available on a job-to-job basis. Complete LED warranty terms available at www.mercltg.com.

Actual performance may differ as a result of end-user environment and application.

Most LED luminaires are suitable to operate in ambient temperatures from -20C (-4F) to 25C (77F).

The following exclusions apply: Luminaires with optional standby lighting option, integral lighting controls options, or wireless control options. Consult factory.

LM-79 testing was measured under a controlled 25C (77F) ambient operating temperature.

Hanging Accessories

Part #	Description
R5PF-100	Round 5" power feed canopy, Hanging hardware, 100" long 1/16" cable.
R5-100	Round 5" canopy, Hanging hardware, 100" long 1/16" cable.
R2-100	Round 2" canopy, Hanging hardware, 100" long 1/16" cable.
S5PF-100	Square 5" power feed canopy, Hanging hardware, 100" long 1/16" cable.
S5-100	Square 5" canopy, Hanging hardware, 100" long 1/16" cable.
S2-100	Square 2" canopy, Hanging hardware, 100" long 1/16" cable.
RP5-24	Round 5"canopy, Hanging hardware, 24" long 1/2" dia. stem.
SP5-24	Square 5"canopy, Hanging hardware, 24" long 1/2" dia. stem.

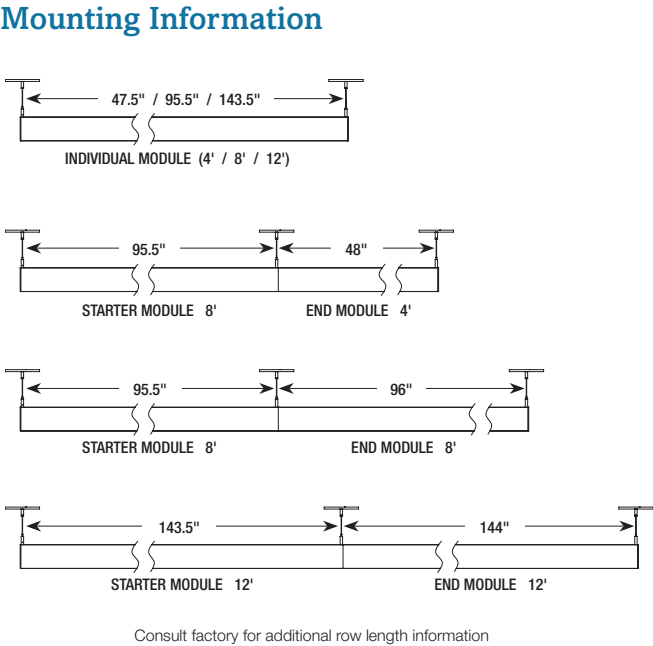
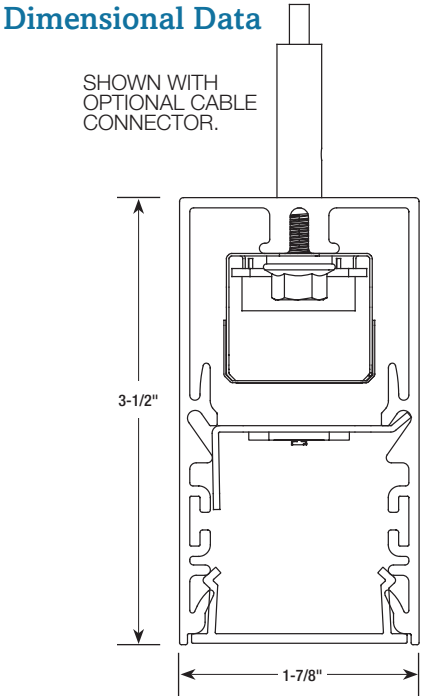
Other cable and stem lengths available. Consult factory.



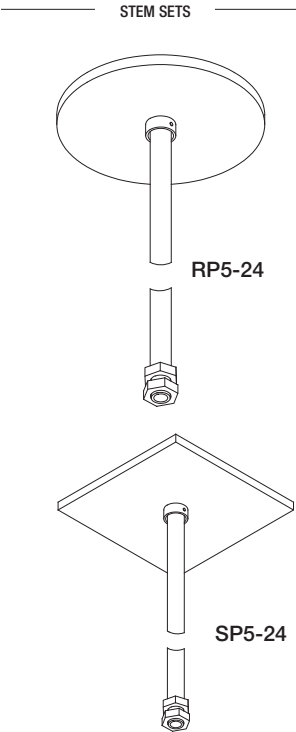
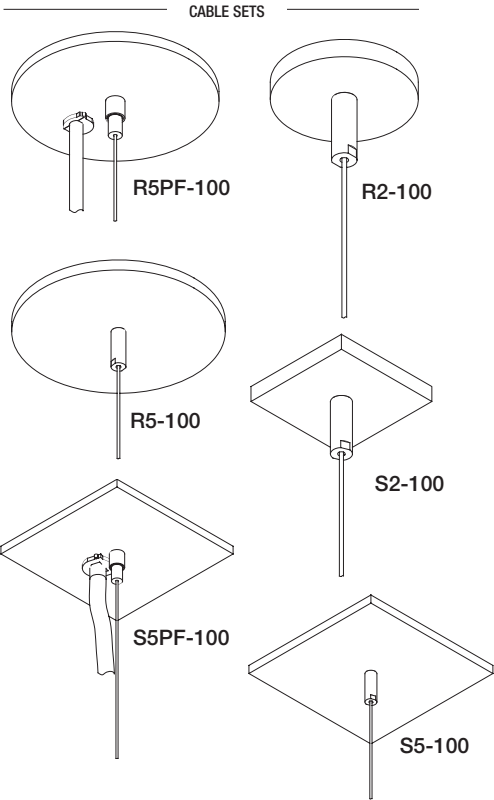
MLS2-M Series |

LIGHTSTREAMS 2

Architectural Linear LED Illuminating System | Suspended or Surface Mount



Hanging Accessories



Patterns, Shapes, Runs

