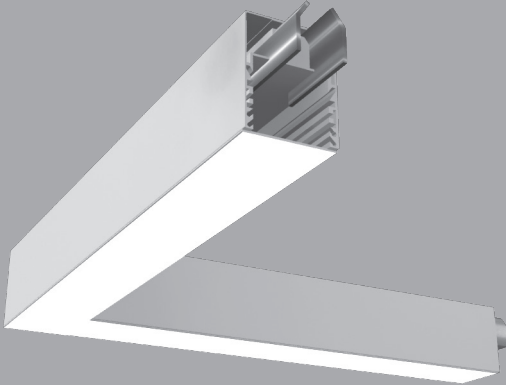


LIGHTSHAPES

MLS3-MC SERIES

CORNER MODULES – SUSPENDED OR SURFACE MOUNT

Architectural Linear LED Illuminating System | LIGHTSHAPES 3

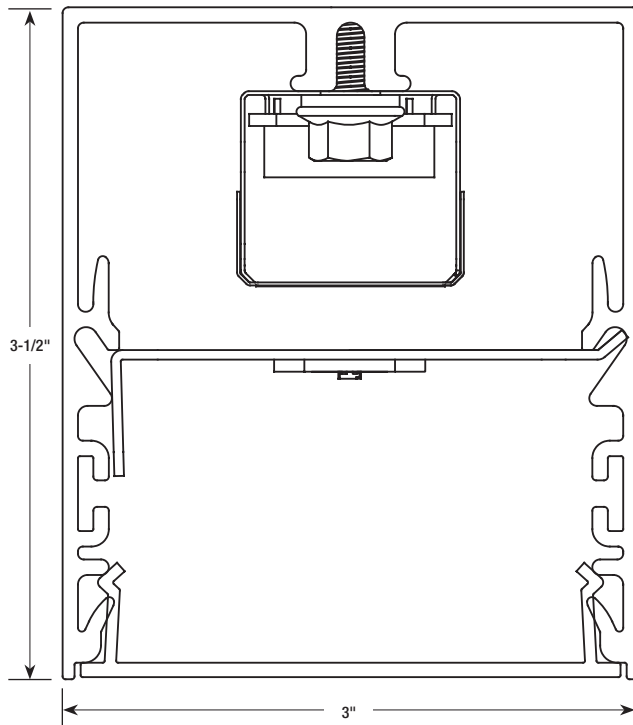


Features

- Fully illuminated 90-degree corner modules.
- Connects with linear series to enable lines of light to turn and continue.
- Extruded aluminum housings and a mitered corner for a perfectly constructed corner of light.
- Narrow 3-inch wide profile.
- Standard corners measure 24" X 24". Other dimensions on request.
- Custom formulated high diffusion extruded acrylic lenses, mitered at the corner.
- Non-glare matte-white polyester powder coating finish.
- Cable mount from ceiling or direct surface mount.
- Cataloged standard or custom set lumens-per-foot performances.
- 80 CRI standard. 90 CRI available.
- Dimming down to 1% on 0-10V controls.
- Fixture lumens per watt ratios up to 118.
- Lighting controls and sensors.
- Custom sizes and other angles available.
- American Made



Cross Section (actual size)



Performance

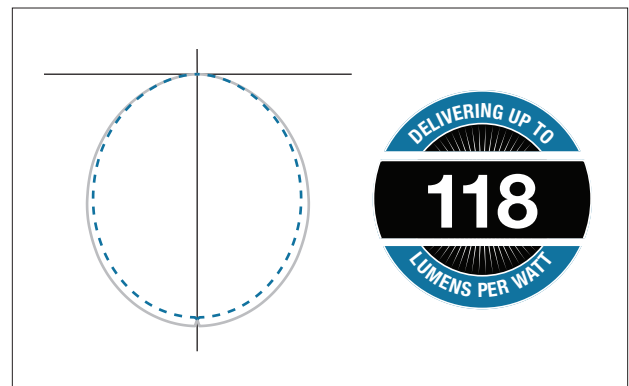
Based on 4Ft. Module, 3500K, 80 CRI, HTA diffuser

Lumens per Foot (LF)	Delivered Lumens (L)	System Watts (W)	Lumens per Watt (LPW)
400	1600	13.5	118
500	2000	17.2	116
625	2500	22.0	113
825	3300	30.3	108
950	3800	35.8	106
1043	4175	40.0	104

Multiplier for other Color Temp (K)

3000K	97%
3500K	100%
4000K	102%
5000K	103%

Actual performance may differ by +/- 5% when operating between 120V-277V +/- 10%. Consult Factory for 90 CRI performances.



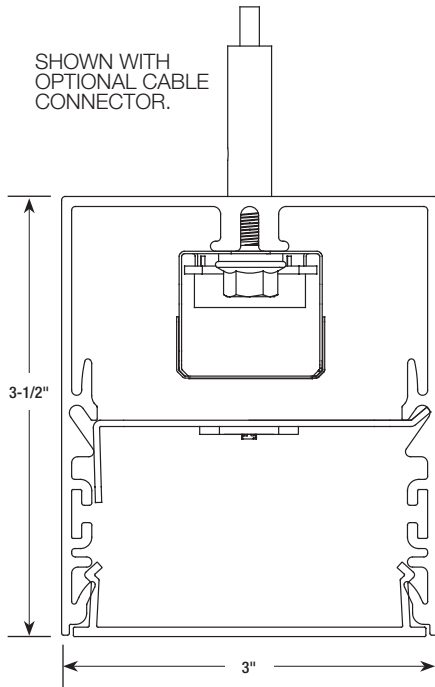
fixture type:

job information:

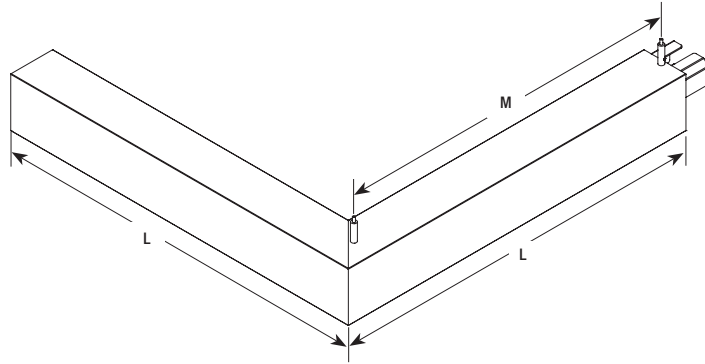
MLS3-MC Series | LIGHTSHAPES 3

Architectural Linear LED Illuminating System | Corner Modules – Suspended or Surface Mount

Dimensional Data



Mounting Information



L	M
24"	21-7/8"

Hanging Accessories

